

# les ouvertures

fin XVII<sup>e</sup> siècle et XVIII<sup>e</sup> siècle

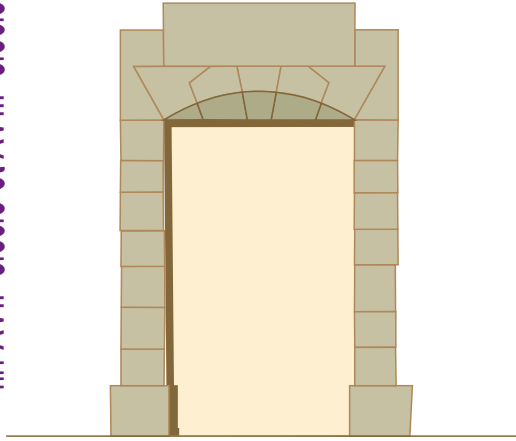
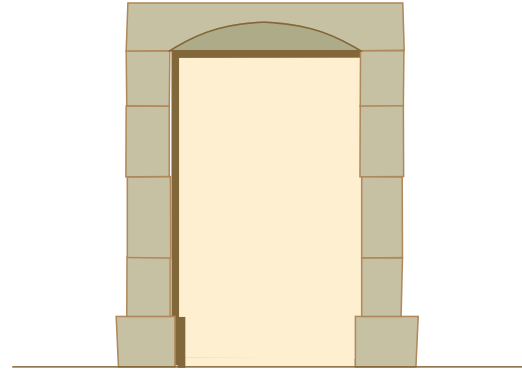



plate-bande délardée en arc segmentaire




linteau mololithe délardé en arc segmentaire

fin XVIII<sup>e</sup> siècle- XIX<sup>e</sup> siècle



linteau en arc segmentaire



linteau en arc segmentaire

les portes en arc segmentaire